

# Snorting Cocaine:



Our Society Will Pay  
Through the Nose for It

Daniel Serrano  
Summer Institute '09

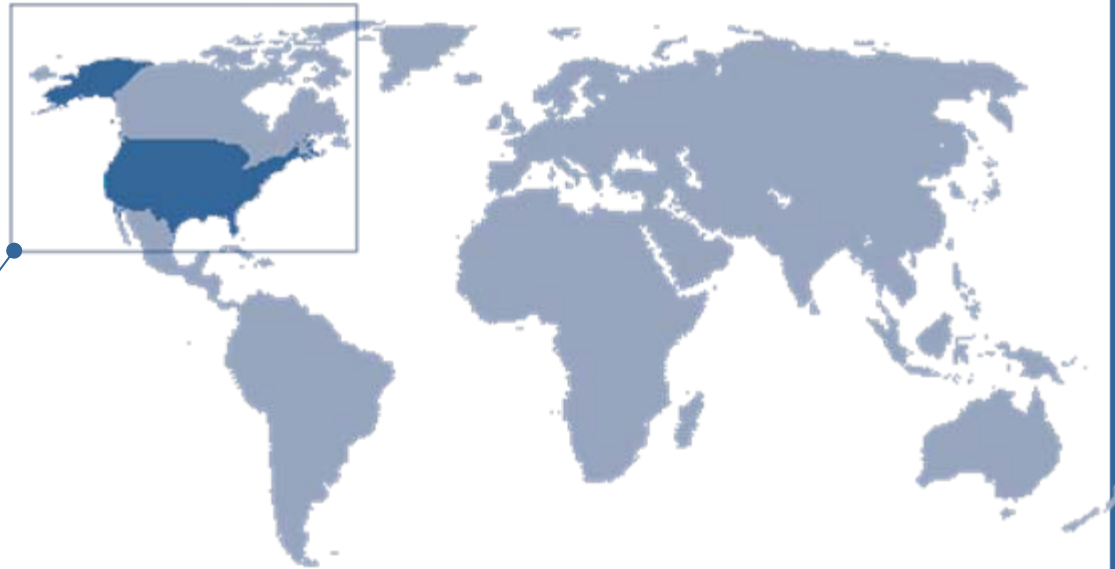
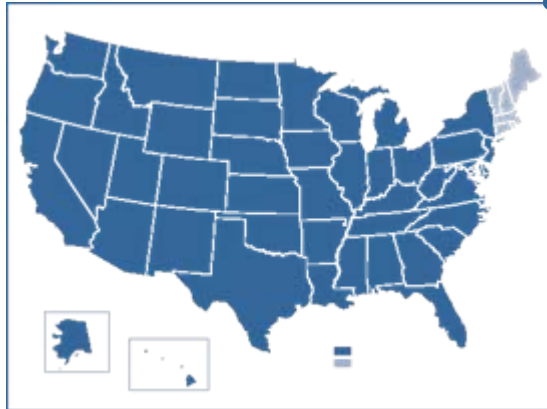
research

# Snorting Cocaine

1. The drug problem today:  
the cocaine phenomenon
2. Health effects
3. Socio-economic effects
4. Government policy

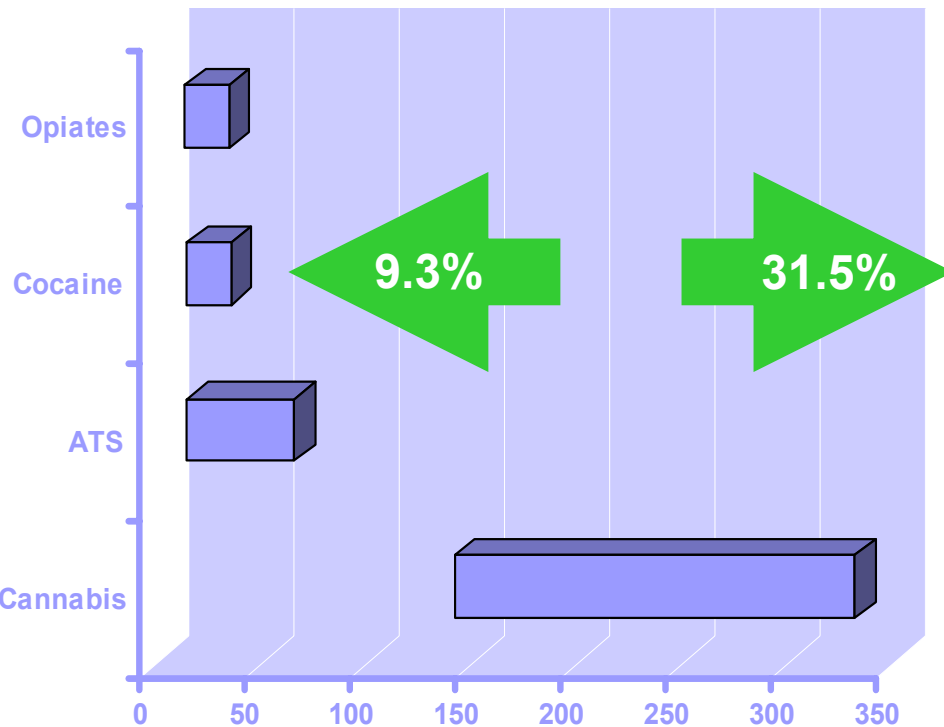
# Snorting Cocaine

UN World Drug Report 2009: 172~250M Consumers



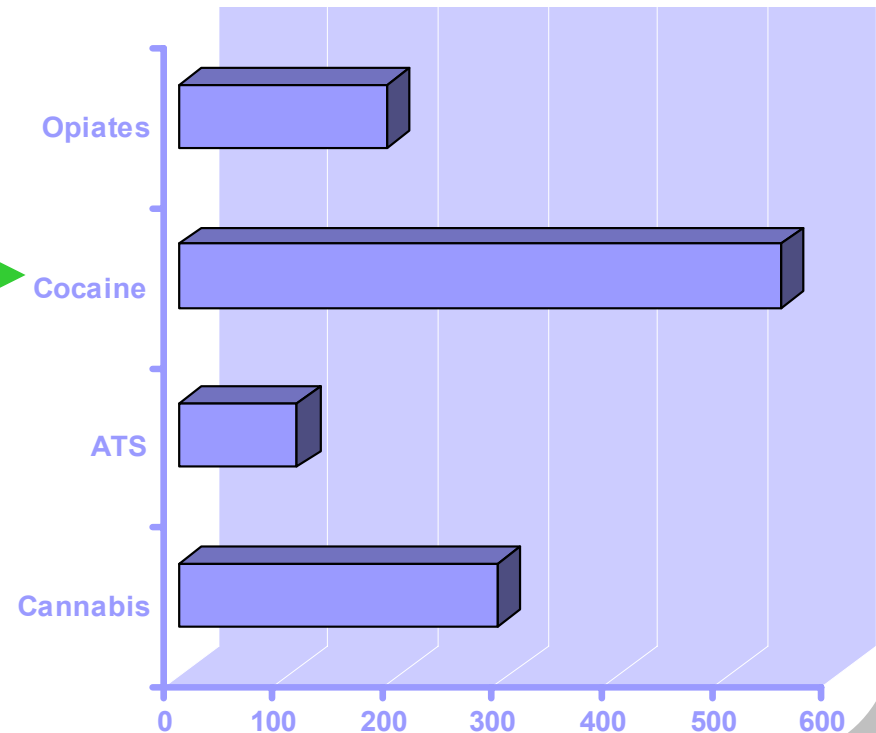
# Snorting Cocaine

UN World Drug Report 2009:  
Illicit drug use by drug



Ranges of the number of estimated consumers [Millions]

DAWN Report 2006:  
Illicit drug in ED



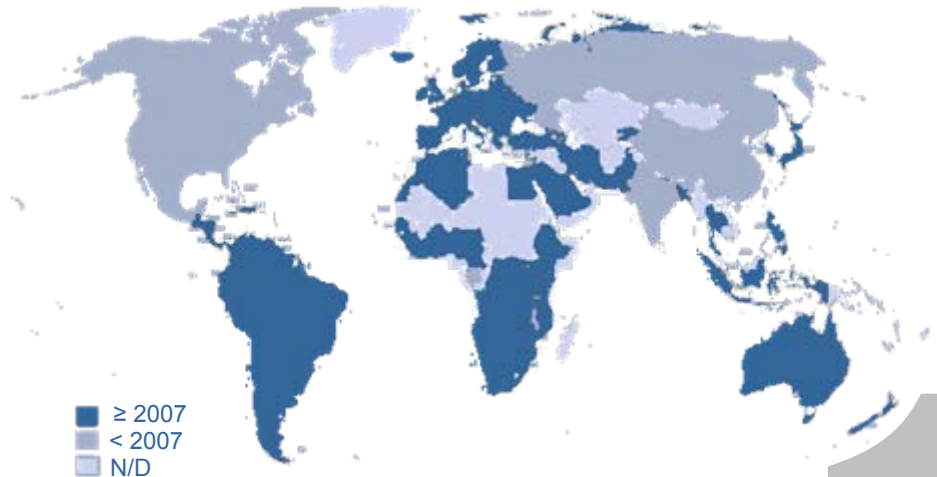
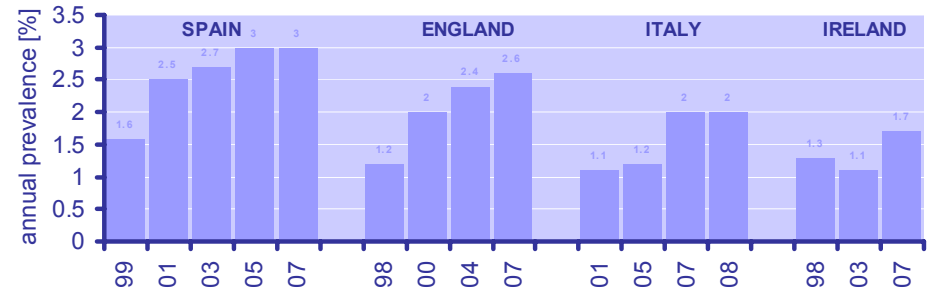
Illicit drugs in ED visits in the US [x1000]

# Snorting Cocaine

## Cocaine is the most threatening drug:

- ▶ Is accepted socially for recreational use
- ▶ Has increasing or stabilizing consumption ratio
- ▶ Generates 1/3 of drug related visits to ED in USA and Europe
- ▶ Inducts serious live threatening diseases

UN World Drug Report 2009: Change in the use of cocaine  
Western Europe



UN World Drug Report 2009: Change in the use of cocaine  
World trends

# Snorting Cocaine

IMMEDIATE / SHORT TERM EFFECTS: CNS stimulator

- ▶ Increases capability to socialize
- ▶ Increases mental alertness
- ▶ Combats fatigue
- ▶ Increases endurance in physical activities
- ▶ Decreases appetite

Very addictive drug

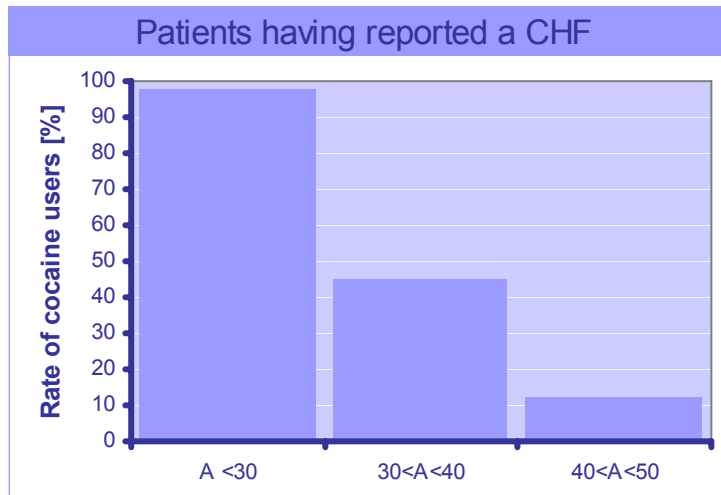
- ▶ Increases body temperature
- ▶ Dilates pupils
- ▶ Increases heart rate
- ▶ Increases blood pressure
- ▶ Constricts blood vessels

Heart diseases

# Snorting Cocaine

## HEART DISEASES

- ▶ Congestive heart failure (CHF)
- ▶ Abnormal Heart rhythms (Arrhythmia)
- ▶ Chest Pain (Angina)
- ▶ Vasoconstriction of coronary arteries



Source: 2009 Rodriguez, M.

BETA-BLOCKERS



COCAINE

---

**DEATH**

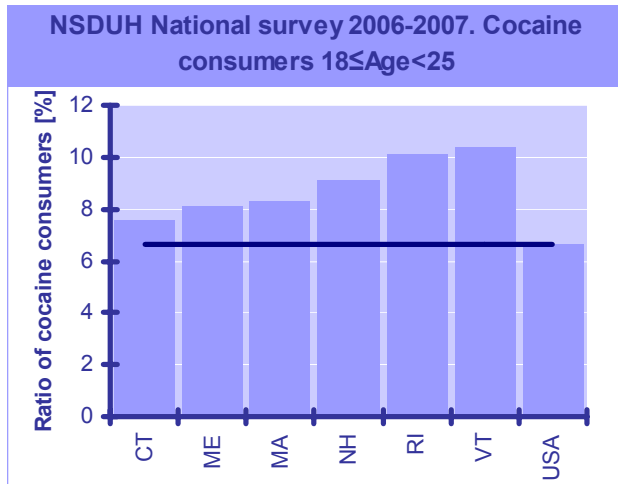
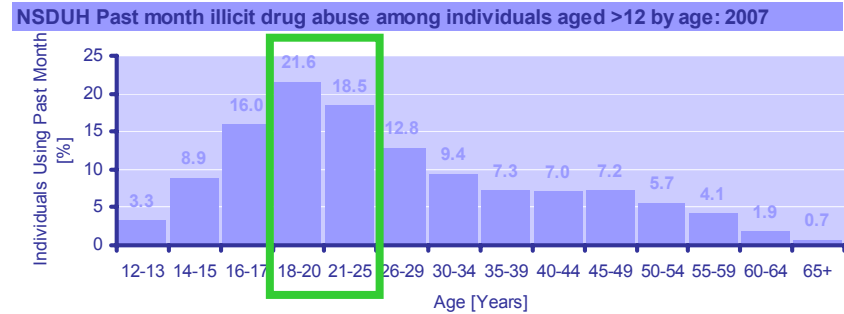
# Snorting Cocaine

## SOCIO-ECONOMIC EFFECTS:

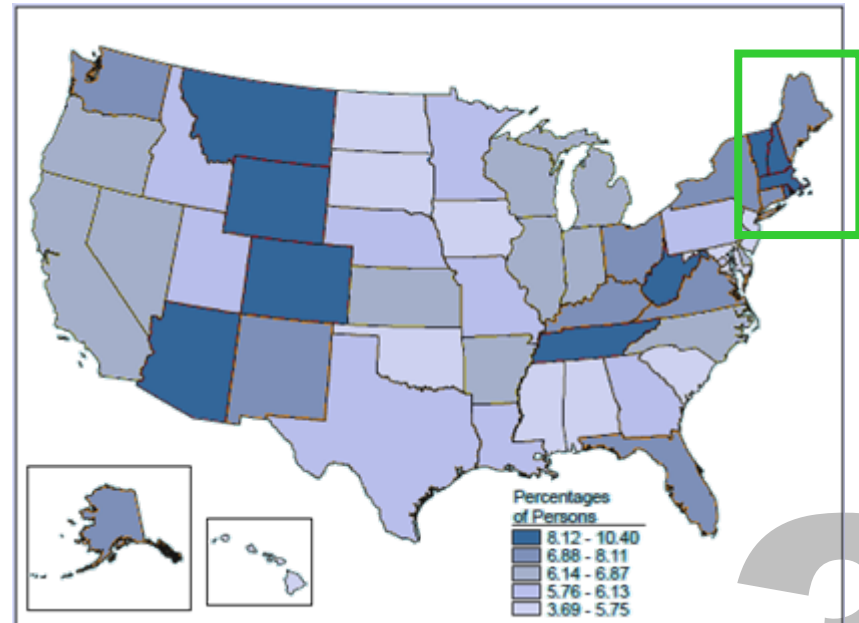
## Monitoring the future

- ▶ Analysis in the 18-25 y/o:  
Mainly College Students

- ▶ Analysis in N.E: Nexus of  
American higher education



NSDUH Cocaine users aged 18-25 by state 2006-2007



NSDUH Cocaine users among individuals aged 18-25 by state 2006-2007





# Snorting Cocaine

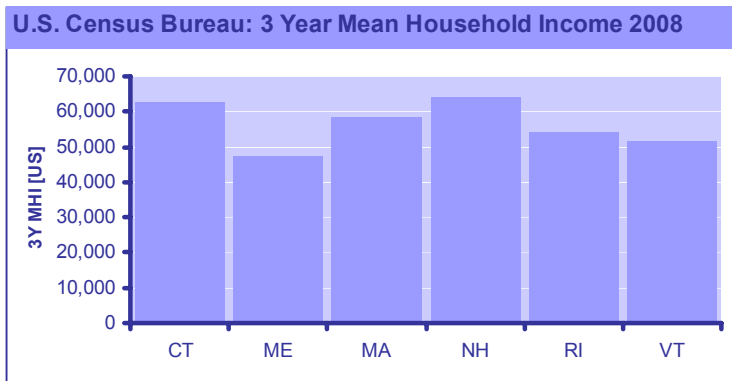
## SOCIO-ECONOMIC EFFECTS:

## Costs of Cocaine

- ▶ According to UNODC 2009 World Drug Report  
5% of cocaine users become a substance dependant or abuser

State		Total Pop	Pop. 18-24 y/o		Consumers		Addicts		3y M.H.I.	CoO
Name	ID	No.	No.	Ratio	No.	Ratio	No.	Ratio	US\$	US\$ M
Connecticut	CT	3,501,252	325,110	9.29%	24,676	7.59%	1,234	5%	62,893	77.6
Maine	ME	1,316,456	112,682	8.56%	9,139	8.11%	457	5%	47,160	21.6
Massachusetts	MA	6,497,967	665,879	10.25%	55,401	8.32%	2,770	5%	58,286	161.5
New Hampshire	NH	1,315,809	119,114	9.05%	10,899	9.15%	545	5%	63,942	34.8
Rhode Island	RI	1,050,788	114,502	10.90%	11,576	10.11%	579	5%	54,009	31.3
Vermont	VT	621,270	61,679	9.93%	6,415	10.40%	321	5%	51,566	16.6
<b>Total New England</b>	<b>N.E.</b>	<b>14,303,542</b>	<b>1,398,966</b>		<b>118,106</b>	<b>8.44%</b>	<b>5,906</b>			<b>343.3</b>

Table 1. Number of addicts and Cosnt of Opportunity in New England (18-25 y/o). Daniel Serrano. Sources: UNODC 2009 WDR, U.S Census Bureau 2008, 2007 NSDUH Results



- ▶ Projecting the cost to the USA - 6.63% cocaine consumers

Opportunity Cost =

**US\$80B**

**3**

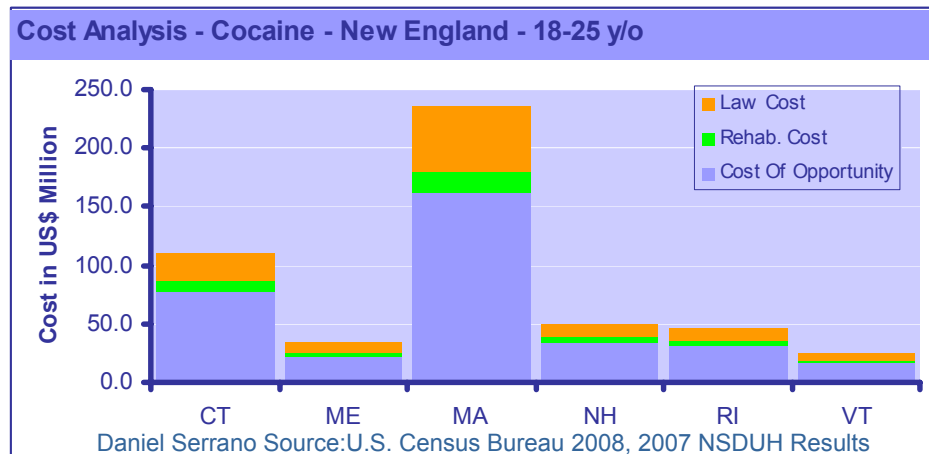
# Snorting Cocaine

- ▶ According to National Survey of Substance abuse Treatment Services

**US\$7,000** the cost per rehabilitation of a substance dependant or abuser

the cost per year of a substance dependant or abuser imprisonment **US\$20,000**

**12x** the factor Oportunity Cost per Rehabilitation cost




3

# Snorting Cocaine

## GOVERNMENT POLICY:

<b>FY2010 Budget - Total</b>	<b>15,069.1</b>
Interdiction and Intl. Counterdrug	6,164.3
Domestic Law Enforcement	3,737.2
Substance Treatment	3,566.0
Substance Prevention	1,601.6
<b>Department of Education</b>	<b>238.6</b>
<b>ONDCP</b>	<b>160.0</b>



## Anti-drug budget

<b>Substance Treatment</b>	<b>3,566.0</b>
<b>DHHS</b>	<b>545.6</b>
SBIRT	29.1
HCPCS	240.0
ATR	99.0
AJFDC	58.9
Prisoner Re-Entry	23.2
Alcohol and Substance abuse	95.4
<b>Department of Justice</b>	<b>119.0</b>
Drug, Mental Health, Court Prog.	59.0
Second Chance Act	30.0
RSAT	30.0
Total detailed	664.6
<b>Difference</b>	<b>-2,901.4</b>

- ▶ FY2010 Budget is  $\frac{1}{4}$  of the Opportunity Cost of the U.S.
- ▶ \$ 238M is allocated for education  
~0.3% Opportunity Cost of the U.S.

- ▶ No specific budget for cocaine treatment
- ▶ \$ 95.4M for Alcohol treatment
- ▶ \$ 99M for Metamphetamine treatment



# Snorting Cocaine

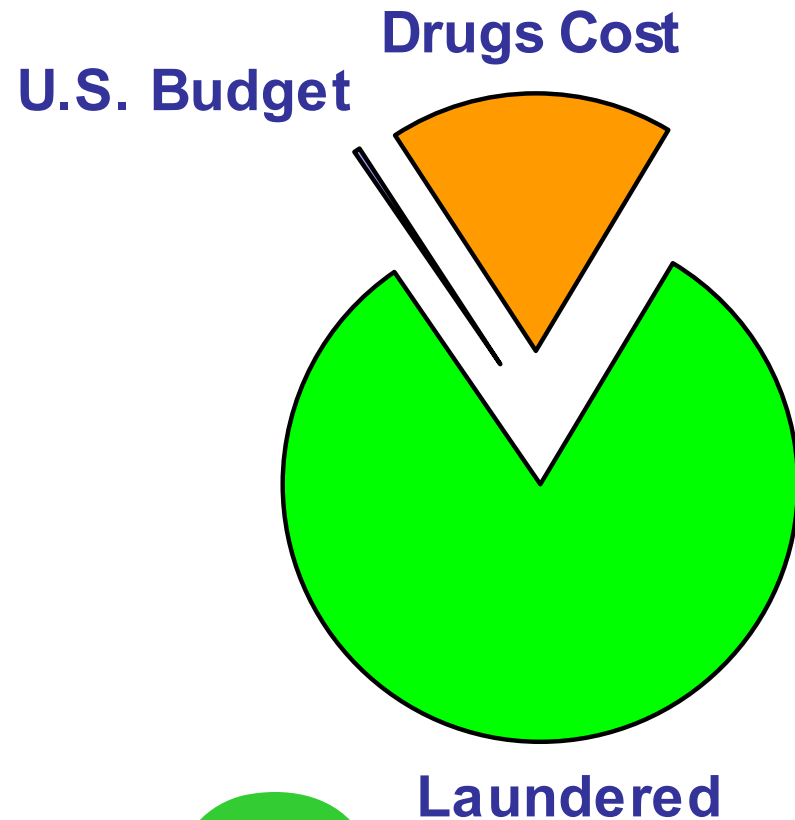
## GOVERNMENT POLICY:

The U.S. Government is investing **\$15.1 billion** in the war on drugs

The National Center of Substance Abuse estimates the cost of drugs **~\$468 billion** a year

The Bureau of International Narcotics and Law Enforcement estimates the amount laundered by drug mafias **\$21.7~\$ 3.61trillion** a year

## The big numbers



Is this a  
good policy?



# Snorting Cocaine:

Our society will pay through the nose for it

1. Cocaine is the most dangerous illicit drug
2. Cocaine is affecting college students and the young workforce
3. College students enter high strata. Bigger socio-economic impact
4. The Government anti-drug policy should be innovative





Snorting Cocaine:  
Our society will pay  
through the nose for it

THANK YOU FOR  
YOUR ATENTION

q+a